

# CHILL-MAX™ POWER PACK

1/3 HP 2-Pump 3282 BTU's

PROJECT NAME

MODEL SPECIFIED **CHILLMAX 1/3HP 2-PUMP 3282 BTU**

PRODUCT CODE **BB991065**

LOCATION

QUANTITY

APPROVAL



PRODUCT CODE# BB991065



## KEY FEATURES

- Brand name Solid State Compressor/ Condenser producing industry leading BTU output
- Rugged & light weight polymer bath for easy installation
- Thermally Efficient Bath for operating efficiency
- Digital thermostat accuracy and performance
- Lift off Top Deck for easy serviceability
- NEMA 5-15 plug in for low cost electrical installation
- Multiple rotary vane pump configuration available

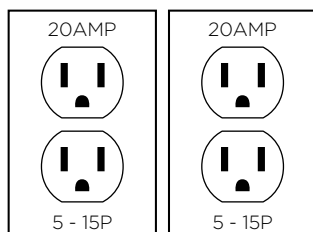


## OPTIONS & ACCESSORIES

- Wall Mount Shelf (NSF)
- Floor Stand (NSF)

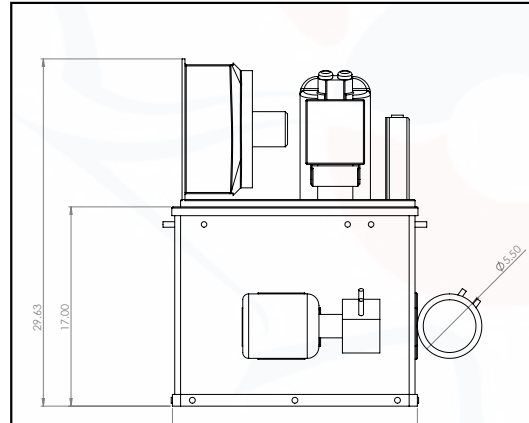
## MODEL SPECIFICATIONS

MODEL	BEF-04 2Pump
BTUS/H (EVAP. @90F)	3282
PUMP FLOW (GPH)	75
COMPRESSOR FLOW (HP)	1/3
VOLTAGE (V) - 60HZ	120
PLUG TYPE	NEMA 5-15P, 2 Dedicated Circuit; 120V, 20A, 1Ph, 60Hz
AMPS (A) - CHILLER (RUNNING)	7
MIN. CIRCUIT AMPACITY (A) - CHILLER	10.5
MAX. CIRCUIT AMPACITY (A) - CHILLER	15
AMPS (A) - CIRCUIT CAPACITY (A) CIRCULATION MOTOR/ PUMP (RUNNING)	6.0
RECOMMENDED CIRCUIT AMPACITY (A) CIRCULATION MOTOR/ PUMP	15.0
REFRIGERANT	R134A
REFRIGERANT CAPACITY (OZ.)	11.5
NORMAL REFRIGERATION OPERATING PRESSURE (PSI)	18(LOW) 135 (HIGH)
COOLING DISTANCE	150
DIMS W" X D" X H"	26.5" X 23" X 30.0"
DRY WEIGHT (LBS)	136
BATH CAPACITY (US GAL)	17

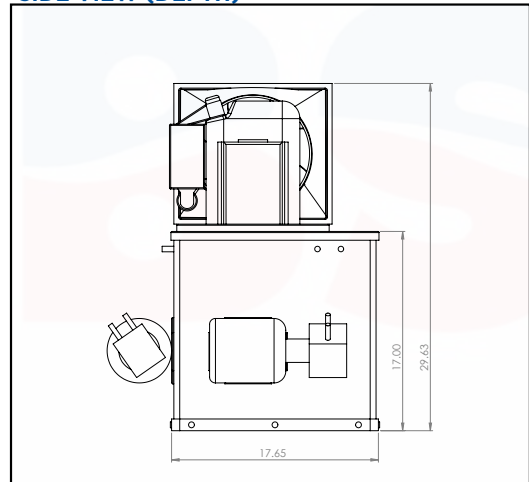


## MODEL VIEWS

FRONT VIEW (HEIGHT)



SIDE VIEW (DEPTH)



TOP VIEW (WIDTH)

